

Rockford Fosgate®



PUNCH™

P3L – SHALLOW LOADED ENCLOSURES

DVC - DUAL VOICE COIL SUBWOOFERS

P3L

10"

12"

Single

P3L-S10

P3L-S12

Installation & Operation

Serial Number: _____

Date of Purchase: _____

INSTALLATION – ENGLISH

⚠ CAUTION: Before installation, disconnect the battery negative (-) terminal to prevent damage to the unit, fire and/or possible injury.
Run the speaker cable from the amp. When routing the speaker cable from the amplifier, avoid running it close to any sources of high current (wiring harnesses). The positive (+) speaker output from the amp connects to the red terminal of the enclosure, and the negative (-) connects to the black terminal. Use the brackets provided to mount the enclosure.

INSTALLATION – FRANÇAIS

⚠ MISE EN GARDE : avant d'entamer l'installation, déconnectez la broche négative (-) de la batterie pour éviter tout risque de blessures, d'incendie ou de dommages à l'appareil.

Branchement du câble du haut-parleur de l'amplificateur. En plaçant le câble du haut-parleur de l'ampli, évitez de l'approcher d'une source de courant important. La sortie positive de l'ampli se branche sur le terminal rouge du caisson, et le négatif se branche sur le terminal noir. Utilisez les parenthèses fournies pour fixer la boîte.

INSTALACIÓN – ESPAÑOL

⚠ PRECAUCIÓN: Antes de la instalación, desconecte el terminal negativo de la batería (-) para prevenir daño a la unidad, incendio y/o posibles lesiones.

Recorrido del Cable de Altavoz Desde el Amplificador. Al llevar el cable de altavoz desde el amplificador, evite que pase cerca de cualquier fuente de alto corriente (cables de alimentación). El terminal positivo (+) de las salida de rojo, y el terminal negativo (-) al terminal negro. Utilice los soportes proporcionados para montar el recinto.

EINBAU – DEUTSCH

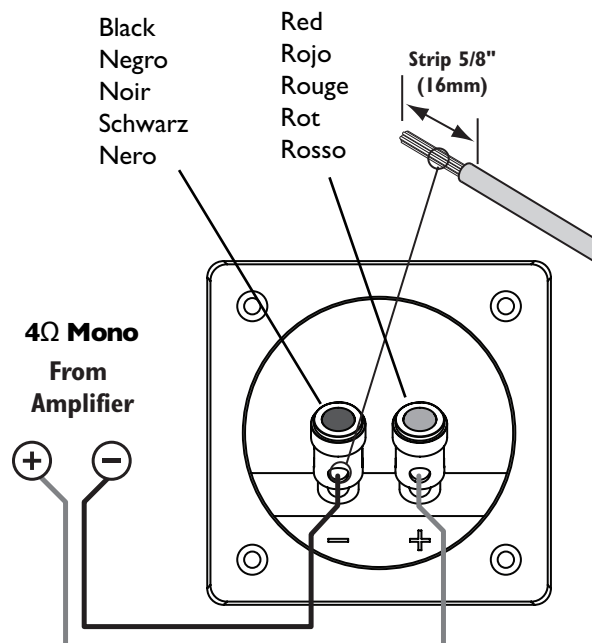
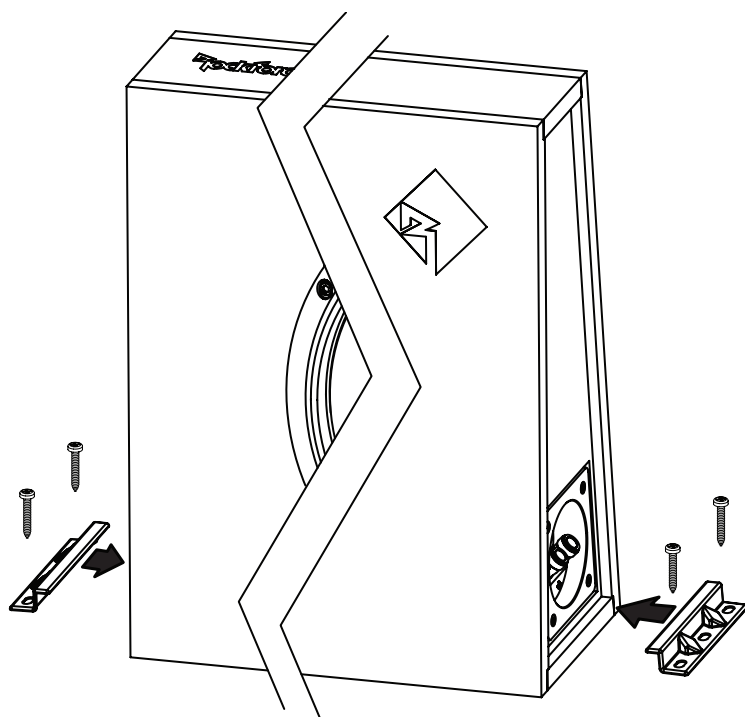
⚠ VORSICHT: Entfernen Sie vor dem Einbau den negative Batteriepol, um Schäden am Gerät, Feuer bzw. mögliche Verletzungen zu vermeiden.

Anschluß des Lautsprecherkabels. Beim Anschluß des Lautsprecherkabels sollten Sie darauf achten, daß das Kabel keine Fahrzeugstromkabel kreuzt, um Einsteuungen zu verhindern. Die Plus-Leitung des Lautsprecherkabels kommt in die rote Klemme des Terminals, die Negativ-Leitung in die schwarze Klemme des Terminals. Benutzen Sie die Haltewinkel, die bereitgestellt werden, um den Kasten anzubringen.

INSTALLAZIONE – ITALIANO

⚠ ATTENZIONE: Prima dell'installazione, scollegate il terminale negativo (-) della batteria per evitare danni all'unità, pericoli d'incendio e/o potenziali lesioni personali.

Far correre il cavo dell'altoparlante all'amplificatore. Quando fate correre il cavo dell'altoparlante all'amplificatore non fatelo passare vicino a qualsiasi cavo dell'impianto elettrico di serie dell'auto. Il segnale positivo dell'altoparlante (+) in uscita dall'amplificatore è collegato al terminale rosso del diffusore, e il negativo (-) al terminale nero. Utilizzi le staffe fornite per montare la scatola.

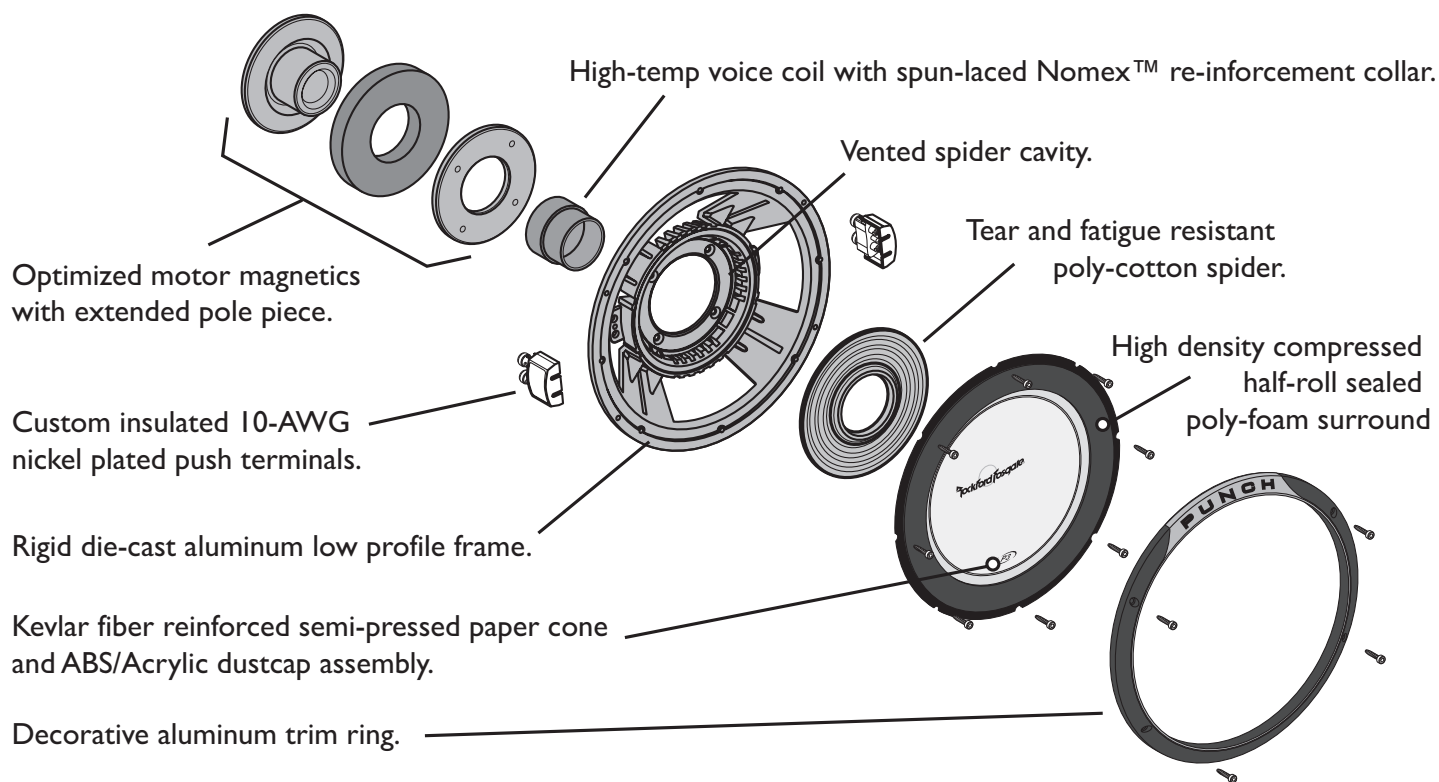


Enclosure Features

- High Current Binding Posts
- Constructed with 1/2" MDF
- Covered with High Density Carpet
- Wired Exclusively with Rockford Accessories

Speaker Features - P3S - DVC (Dual Voice Coil)

- High modulus closed conical cone and ABS/Acrylic dustcap assembly geometry.
- Kevlar fiber reinforced semi-pressed paper cone.
- Tear & fatigue resistant poly-cotton spider.
- High density compressed half-roll sealed poly-foam surround.
- High temp voice coil with spun-laced Nomex™ insulating reinforcement collar.
- Optimized motor magnetics with extended pole and bumped vented backplate.
- Fatigue resistant and reduced strain "stitched on" flexible lead wire design.
- Multi-point high-temp/high-strength neck joint bonding technique.
- Rigid die-cast aluminum low profile frame.
- Custom insulated/isolated compression input terminal assembly.
- Proprietary spider venting/cooling technique.



SPECIFICATIONS

P3L-S10 (Single 10" DVC)

Nominal Impedance (Ohms)	4
Power Handling (Watts-RMS/Peak)	300 / 600
Internal Box Volume (ft ³ /liter)	0.40 (11.33L)
Overall Dimensions (HxWxD) (cm)	13.5" x 19.0" x 5.25" – 3.25" (34.29 x 48.26 x 13.34 – 8.25) bottom – top

P3L-S12 (Single 12" DVC)

Nominal Impedance (Ohms)	4
Power Handling (Watts-RMS/Peak)	400 / 800
Internal Box Volume (ft ³ /liter)	0.60 (16.99L)
Overall Dimensions (HxWxD) (cm)	13.5" x 27.375" x 5.25" – 3.25" (34.29 x 69.53 x 13.34 – 8.25) bottom – top

Specifications subject to change without notice

LIMITED WARRANTY INFORMATION

Rockford Corporation offers a limited warranty on Rockford Fosgate products on the following terms:

Length of Warranty

Speakers – 1 Year. Any Factory Refurbished Product – 90 days (receipt required)

What is Covered

This warranty applies only to Rockford Fosgate products sold to consumers by Authorized Rockford Fosgate Dealers in the United States of America or its possessions. Product purchased by consumers from an Authorized Rockford Fosgate Dealer in another country are covered only by that country's Distributor and not by Rockford Corporation.

Who is Covered

This warranty covers only the original purchaser of Rockford product purchased from an Authorized Rockford Fosgate Dealer in the United States. In order to receive service, the purchaser must provide Rockford with a copy of the receipt stating the customer name, dealer name, product purchased and date of purchase.

Products found to be defective during the warranty period will be repaired or replaced (with a product deemed to be equivalent) at Rockford's discretion.

What is Not Covered

1. Damage caused by accident, abuse, improper operations, water, theft, shipping
2. Any cost or expense related to the removal or reinstallation of product
3. Service performed by anyone other than Rockford or an Authorized Rockford Fosgate Service Center
4. Any product which has had the serial number defaced, altered, or removed
5. Subsequent damage to other components
6. Any product purchased outside the U.S.
7. Any product not purchased from an Authorized Rockford Fosgate Dealer

Limit on Implied Warranties

Any implied warranties including warranties of fitness for use and merchantability are limited in duration to the period of the express warranty set forth above. Some states do not allow limitations on the length of an implied warranty, so this limitation may not apply. No person is authorized to assume for Rockford Fosgate any other liability in connection with the sale of the product.

How to Obtain Service

Contact the Authorized Rockford Fosgate Dealer you purchased this product from.

If you need further assistance, call 1-800-669-9899 for Rockford Customer Service. You must obtain an RA# (Return Authorization number) to return any product to Rockford Fosgate. You are responsible for shipment of product to Rockford.

EU Warranty

This product meets the current EU warranty requirements, see your Authorized dealer for details.



Rockford Fosgate

Rockford Corporation
546 South Rockford Drive
Tempe, Arizona 85281 U.S.A.

In U.S.A., (480) 967-3565 - Customer Service 1-800-669-9899

www.rockfordfosgate.com

©2007 Rockford Corporation. All rights reserved.

Rockford Fosgate, the Rockford Fosgate logo, and the PUNCH logo are either registered trademarks or trademarks of Rockford Corporation.